








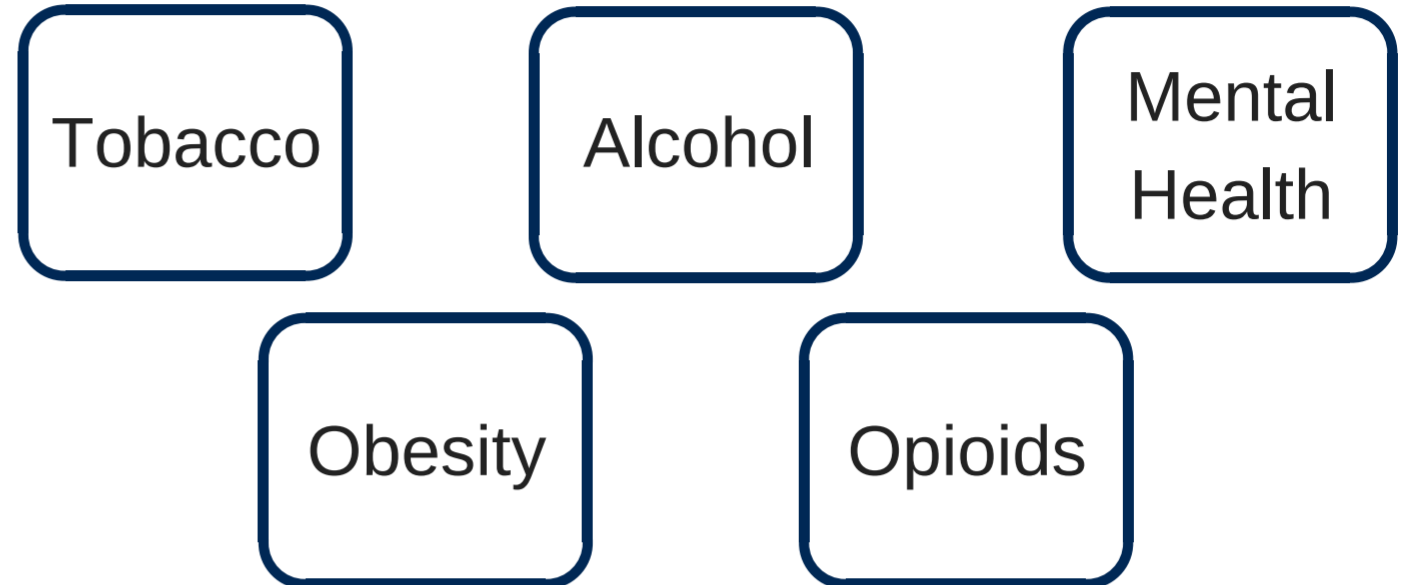


Ozaukee County

-  Population: 88,314 [3]
-  Number of Households: 34,763 [1]
-  Persons per Households: 2.49 [1]
-  Median Household Income: \$85,700 [3]
-  Persons 65 years and over: 18.6% [3]
-  Older adults living alone: 26% [3]
-  High School Graduation: 96% [3]
-  Living in rural areas: 24.9% [3]
-  Caucasian: 91.8% [3]

Top 5 Health Priorities



Students from families with an annual household income at or below 185% of the federal poverty line are eligible to receive free or reduced price lunch.

Many students in Ozaukee County that attend public schools receive free or reduced price lunch. 14% of children are eligible for free or reduced price lunch. [3]



4,655 households received food share.[2]

FoodShare helps people with limited money buy the food they need for good health.



701 reports of possible child abuse. [4]

144 reports of possible elder abuse, including: neglect is a good way to report out, physical abuse, emotional abuse and self-neglect. [4]



Persons in poverty: 5% [3]
Unemployment Rate: 3.5% [3]

Federal Poverty Level is \$12,140 for individuals and \$25,100 for a family of four. [5]



4% of residents do not have health insurance. [3]

6,538 people qualified for medical assistance. [4]

Residents experience 3 poor mental health days in a month. [3]

- 570** clients received help at Advocates;
- 2,879** nights of shelter for adults and children;
- 6,757** adult counseling & advocacy contacts;
- 444** child counseling & advocacy contacts;
- 1,025** crisis & hotline calls;
- 24,000** calls to the COPE Hotline;
- 144** divorces that involved children;
- 6,309** people received help at Ozaukee Family Services [4]



84 youth were placed in group homes, foster homes, correction facilities or other living arrangements. [4]

[1] Population, Household, and Income Data from US Census Bureau, Ozaukee County QuickFacts (2017)
[2] Wisconsin Department of Health Services, FoodShare Unduplicated Recipients Served by Agency by Calendar Year (2009 to 2017)
[3] 2018 County Health Rankings
[4] United Way of Northern Ozaukee Alice Report
[5] Federal Poverty Level (FPL): HealthCare.gov